



RED SWASTIKA SCHOOL
2025 PRELIMINARY EXAMINATION
ENGLISH LANGUAGE – PAPER 1
SITUATIONAL/CONTINUOUS WRITING
PRIMARY 6

Name : _____ ()

Class : Primary 6 / _____

Date : 15 August 2025

Duration of Paper: 1 h 10 min

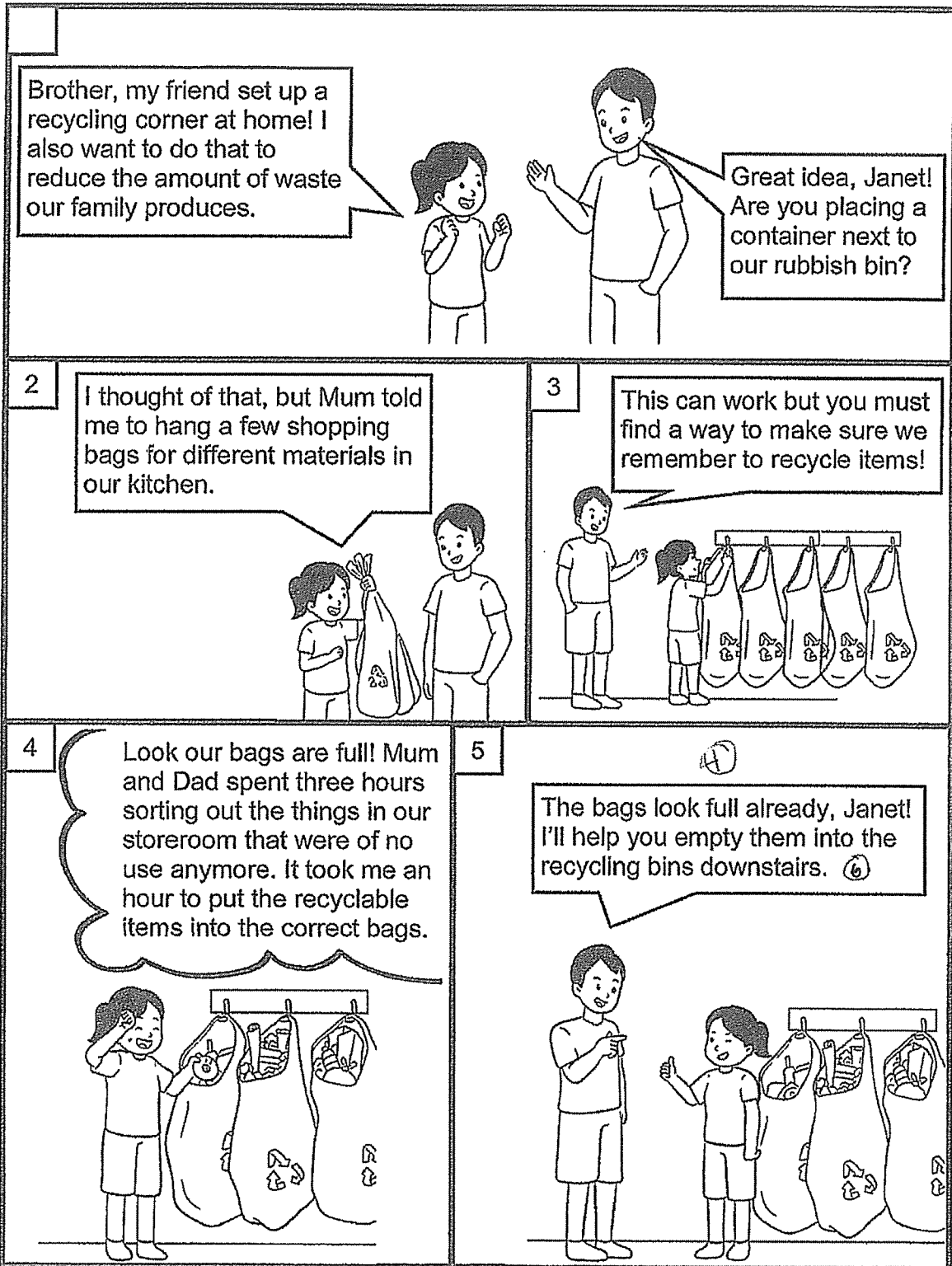
Note:

1. Do not open this booklet until you are told to do so.
2. Read carefully the instructions given at the beginning of each question.
3. In this booklet, you should have the following:
 - a. Page 1 to Page 3
 - b. Questions 1 and 2

QUESTION	OBTAINED	POSSIBLE
SITUATIONAL WRITING		14
CONTINUOUS WRITING		36
TOTAL		50

Part 1: Situational Writing (14 marks)

1 The pictures below show Janet setting up a recycling corner at home. Study the pictures carefully.



Your Task

Imagine you are Janet.

Write an article for your school's Science newsletter to share your experience in setting up a recycling corner at home.

You are to refer to the pictures and information on page 1 for your article. The bullet point underlined below requires you to come up with your own information.

In your writing, include the following key information:

- why you wanted to set up a recycling corner
- how you set up the recycling corner
- how you made sure your family members remembered to recycle items
- other than recycling items and suggesting the set-up, give two ways how your family members supported your efforts
- what you did with the recyclables

You may reorder the points. Remember to write in complete sentences.

Setting Up a Recycling Corner at Home: My Experience

As a student at school, I have been inspired by my classmate Tom's initiative to set up a recycling corner at his home. I wanted to follow suit and reduce the amount of waste my family produces. I believe that every small effort counts, and I was determined to make a positive impact on the environment.

With the support of my family, I set up a recycling corner in our kitchen by hanging a few bags on hooks, each designated for a different recyclable material. My mum suggested this idea, and I thought it was a brilliant way to keep our recyclables organised. To get started, my parents and I spent three hours sorting out items in our storeroom that were no longer needed. It took me an additional hour to put the recyclable items into the correct bags.

My family members have been extremely supportive of my endeavour. Firstly, my parents helped me sort out the items in our storeroom, which was a huge task. Secondly, my brother Jason offered to help me empty the bags into the recycling bins downstairs when they got full. His enthusiasm and willingness to lend a hand have been a great motivation for me.

To ensure that my family remembers to use the recycling corner, I have come up with a couple of reminders. Firstly, I have placed a note on the fridge with a list of the different recyclable materials and which bag they should go into. Secondly, I have set a weekly reminder on our family calendar to check the bags and empty them into the recycling bins. With these reminders in place, I am confident that we can maintain our recycling efforts and make a positive impact on the environment.

I hope that my experience will inspire my fellow students to set up their own recycling corners at home. Every small action counts, and together we can make a difference. Let's work together to reduce waste and promote sustainability in our community.

Part 2: Continuous Writing (36 marks)

- 2 Write a composition of at least 150 words about solving a problem.



The pictures are provided to help you think about this topic.

Your composition should be based on one or more of these pictures.

Consider the following points when you plan your composition:

- What was the problem?
- Why was it a problem?

You may use the points in any order and include other relevant points as well.



End of Paper

Solving A Problem - Model Composition

As I walked through the park, I couldn't help but notice the enormous amount of trash scattered all over the ground. The scene was a stark contrast to the beautiful greenery that surrounded it. Empty bottles, paper cups, and tissues littered the floor, making it look like a giant dumpster. This was a huge problem, not just for the park, but for the entire community.

The problem was that people were not disposing of their waste properly. They would carelessly throw away their trash, without thinking about the consequences. This not only made the park look ugly, but it also harmed the environment. The trash would attract pests and pollute the soil, making it difficult for plants to grow. It was a problem because it affected not just the park, but also the people who visited it. Children would play in the park, unaware of the dangers that the trash posed.

I remembered a time when my friends and I were playing a board game, trying to solve a puzzle. We were all scratching our heads, trying to figure out the solution. It was a challenging problem, but we worked together and eventually solved it. I realized that the problem of the trash in the park could be solved in a similar way. We just needed to work together to find a solution.

One possible solution was to organize a clean-up event in the park. We could gather a group of volunteers, armed with trash bags and gloves, to pick up the trash. We could also put up signs to remind people to dispose of their waste properly. It would be a challenging task, but if we worked together, we could solve the problem. Just like the boy in the picture, who was reading a book and trying to figure out the solution, we could use our knowledge and skills to find a solution to the problem of the trash in the park. By working together, we could make the park a cleaner and safer place for everyone to enjoy.