

Henry Park Primary School  
Primary 3 Science  
Weighted Assessment 1 2021

Name: \_\_\_\_\_ ( ) Class: 3 \_\_\_\_\_ Marks: \_\_\_\_\_ / 15

Short Answer Questions (15 marks)

Duration: 30 minutes

Read and answer questions 1 to 7 carefully.

1. Draw lines to match all the things to the correct groups.

[2]



Living thing



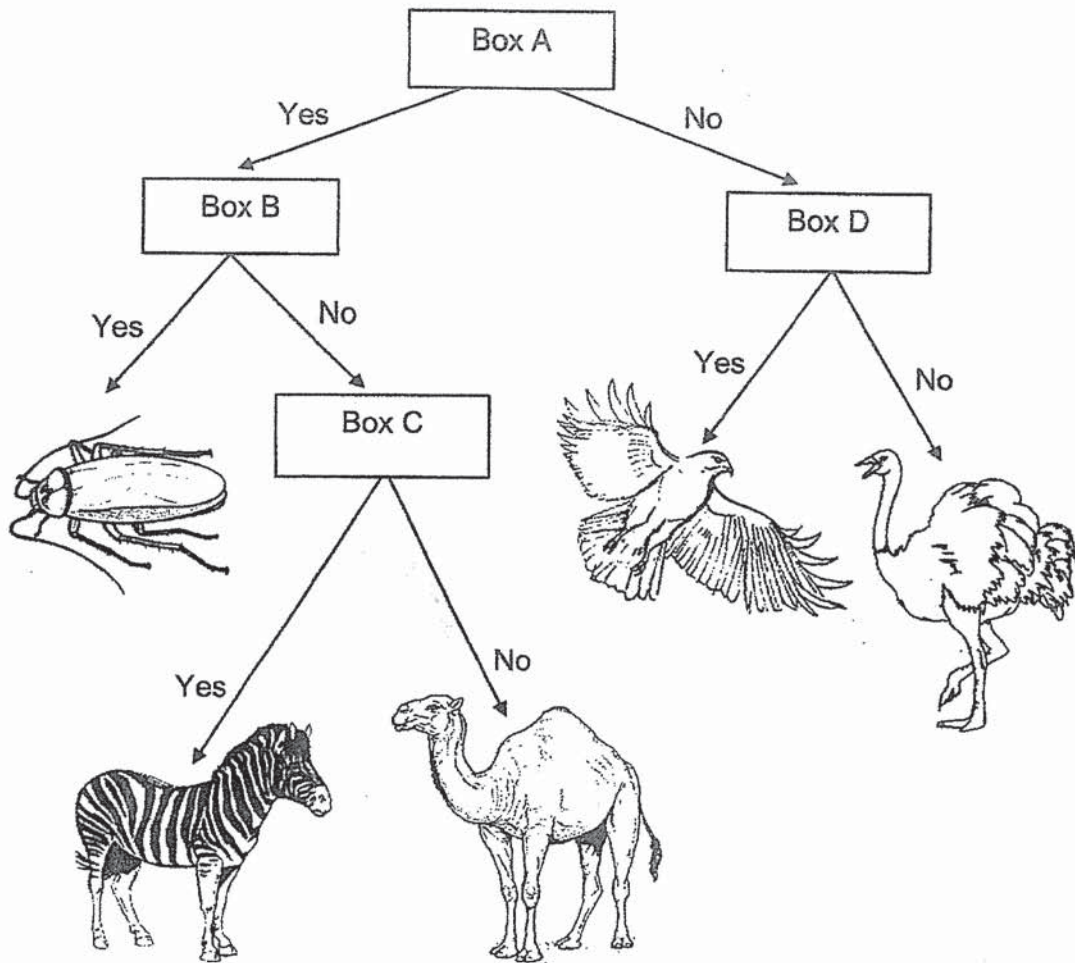
Non - living thing





2. Mina and Zoe grouped some animals using the chart shown below.


[2]



In the chart above, each box, A, B, C and D, represents a question.  
Complete the table below with the correct letters, A, B, C or D.

	Question	The question goes into box
(i)	Does the animal fly?	
(ii)	Does the animal have feelers?	
(iii)	Does the animal have more than 2 legs?	
(iv)	Does the animal have stripes on its body?	

3. The pictures show some animals.



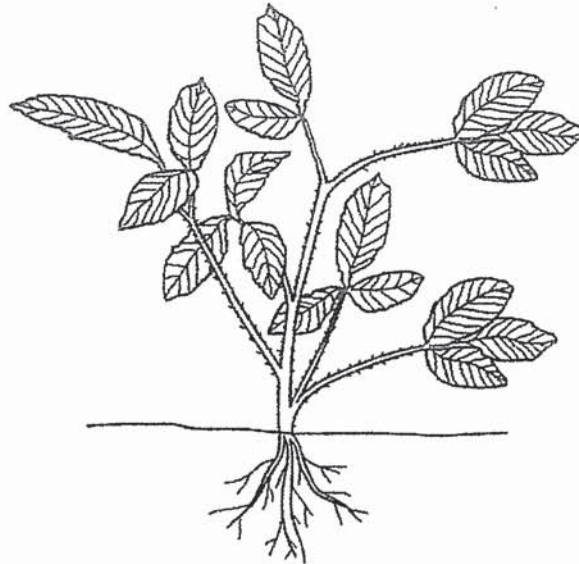
(a) From the pictures above, which **three** animals belong to the same animal group? [1]

Write the correct **letters** in the boxes below.

(b) From the pictures given, which are the animals that have fins? [1]  
Write the correct **letters** in the space given below.

---

4. Observe the different parts of plant F shown below.



Plant F

The diagram below shows plant G.

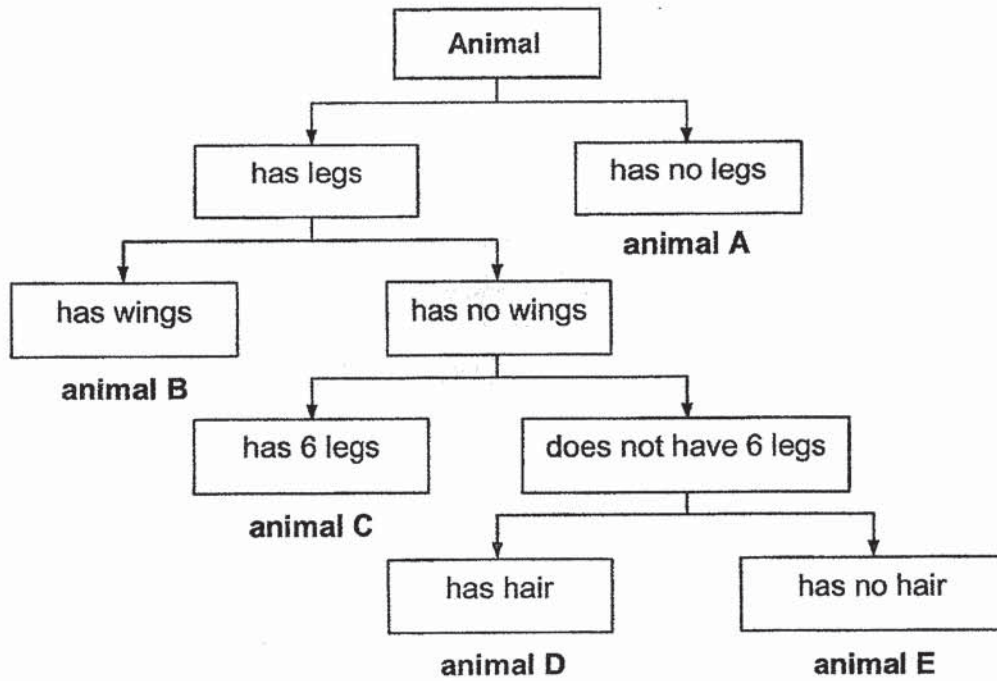
In plant G shown below, **circle** the parts that **cannot** be seen in plant F.

[2]




Plant G

5. The diagram shows how some animals are grouped.




Study the pictures of the animals shown below. Based on the information given above, write the correct letter (A, B, C, D or E) in the boxes given. [3]

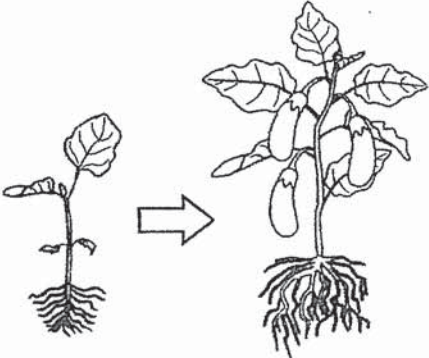


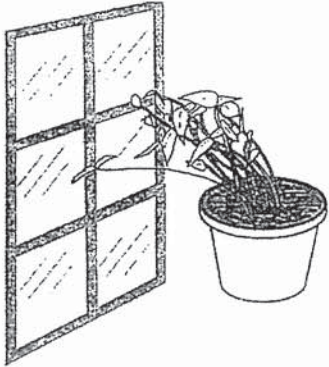


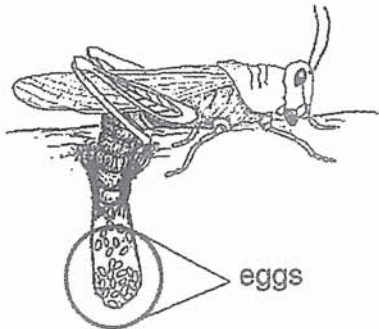


6. Study the pictures shown below carefully. For each picture, write the correct [2] characteristic of the living thing in the spaces provided.


	<u>Picture</u>	<u>Characteristic of Living Things</u>
(a)		Living things _____ _____ _____

(b)		Living things _____ _____ _____
-----	--	---------------------------------------


(c)		Living things _____ _____ _____
-----	---	---------------------------------------

(d)		Living things _____ _____ _____
-----	---	---------------------------------------

7. The diagrams show animals X and Y. Observe the different parts of animals X and Y carefully.



Animal X



Animal Y

Based on the diagrams given, tick (✓) the correct observations of animals X and Y. [2]

(a) Animal X has a curved beak.

(b) Animal Y has a straight beak.

(c) Animal Y has a black and white head.

(d) Both animals have feathers as outer covering.

**End of Weighted Assessment 1**

# ANSWER KEY

**YEAR : 2021**  
**LEVEL : Primary 3**  
**SCHOOL : Henry Park Primary School**  
**SUBJECT : SCIENCE**  
**TERM : Weighted Assessment 1 and 2**

## Weighted Assessment 1

<p><b>Q1</b></p>	
<p><b>Q2</b></p>	<p> <b>(i) D</b>  <b>(ii) B</b>  <b>(iii) A</b>  <b>(iv) C</b> </p>
<p><b>Q3</b></p>	<p> <b>(a) Q , R , T</b>  <b>(b) P , W</b> </p>
<p><b>Q4</b></p>	
<p><b>Q5</b></p>	
<p><b>Q6</b></p>	<p> <b>(a) Living things need food to survive.</b>  <b>(b) Living things grow.</b>  <b>(c) Living things respond to changes around them.</b>  <b>(d) Living things reproduce.</b> </p>
<p><b>Q7</b></p>	<p><b>tick (a) , (b) and (d)</b></p>